

Cold Water Storage Tanks
VKS series
(internal baffles)



info

Cold Water Storage Tanks

VKS series (internal baffles)

The VKS series includes insulated tanks for chilled water, which are usually used to increase thermal inertia in Layout 2 cooling devices. They are equipped with internal baffles which prevent preferential flow in the tank by creating perfect conditions for temperature distribution. They are especially used with medium and high flows and with special versions in which the tank is to be connected with more than two circuits.

Material: carbon steel

External covering

Model	Type	Usage
VKS	coloured PVC	indoor

Insulation

Capacity (l)	Type	Thick. (mm)
from 100 to 1000	High density rigid polyurethane foam	30
from 1500	Closed cell polyethylene foam	20

Operational limits

Min temperature	Max temperature	Max pressure
-10 °C	60 °C	6 bar

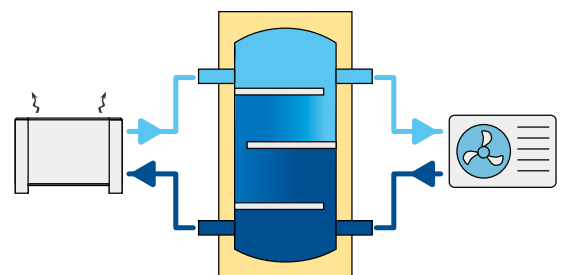
 **Standard Accessories:** see pag. 128

 **Special versions:** see pag. 129



TESTED

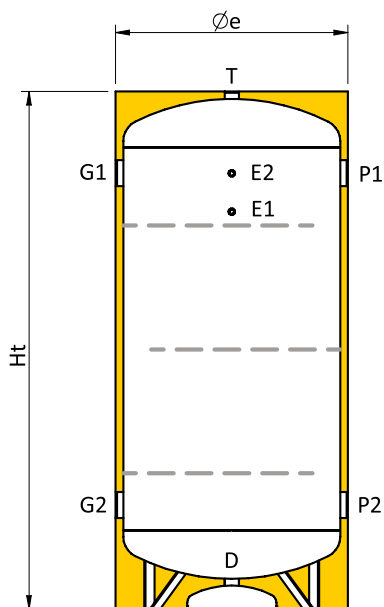
Capacity l	VKS		With vertical packaging	
	Code	Price	Dimensions cm	Weight kg
100	816010166		49x49x107	26
200	816010167		54x54x145,5	37
300	816010168		64x64x154,5	50
500	816010169		74x74x183,5	85
800	816010170		88x88x186	113
1000	816010171		94x94x214,6	137
1500	816010172		107x107x228	193
2000	816010173		117x117x260	262
2500	816010174		132x132x239,5	283
3000	816010175		132x132x289,5	330
4000	816010176		147x147x296,5	487
5000	816010177		167x167x300,5	577



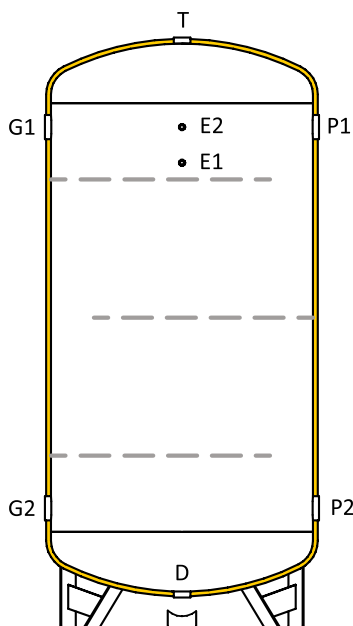
Cold Water Storage Tanks: Dimensions

VKS series

100 ≤ cap. ≤ 1.000



1.500 ≤ cap. ≤ 5.000



Couplings legend

D	Drain
E1	Probe / Thermometer
E2	Probe / Thermometer
G1	From plant
G2	To plant
P1	To energy source
P2	From energy source
T	Vent

Couplings chart

Capacity l	D inch	E1 inch	E2 inch	G1 inch	G2 inch	P1 inch	P2 inch	T inch
100	1 1/4	1/2"	1/2"	1 1/2	1 1/2	1 1/2	1 1/2	1 1/4
200	1 1/4	1/2"	1/2"	1 1/2	1 1/2	1 1/2	1 1/2	1 1/4
300	1 1/4	1/2"	1/2"	2'	2'	2'	2'	1 1/4
500	1 1/4	1/2"	1/2"	3'	3'	3'	3'	1 1/4
800	1 1/2	1/2"	1/2"	3'	3'	3'	3'	1 1/2
1000	1 1/2	1/2"	1/2"	3'	3'	3'	3'	1 1/2
1500	2"	1/2"	1/2"	3'	3'	3'	3'	2"
2000	2"	1/2"	1/2"	3'	3'	3'	3'	2"
2500	2"	1/2"	1/2"	4'	4'	4'	4'	2"
3000	2"	1/2"	1/2"	4'	4'	4'	4'	2"
4000	2"	1/2"	1/2"	4'	4'	4'	4'	2"
5000	2"	1/2"	1/2"	4'	4'	4'	4'	2"

Size chart


Capacity l	Øe mm	Ht mm	R* mm	D mm	E1 mm	E2 mm	G1 mm	G2 mm	P1 mm	P2 mm
100	460	950	1060	125	610	760	760	290	760	290
200	510	1335	1430	120	990	1140	1140	290	1140	290
300	610	1425	1555	130	1015	1165	1165	365	1165	365
500	710	1710	1855	135	1285	1435	1435	385	1435	385
800	850	1740	1940	125	1295	1445	1445	395	1445	395
1000	910	2025	2225	120	1560	1710	1710	410	1710	410
1500	1040	2160	2400	165	1650	1800	1800	500	1800	500
2000	1140	2480	2730	155	1955	2105	2105	505	2105	505
2500	1290	2275	2620	180	1715	1865	1865	565	1865	565
3000	1290	2775	3060	180	2215	2365	2365	565	2365	565
4000	1440	2845	3190	160	2240	2390	2390	590	2390	590
5000	1640	2885	3320	140	2250	2400	2400	600	2400	600

R*: Reversal quota



Download additional
content

 go.forinigroup.it/eng/content



fiorini

Fiorini Industries S.r.l.
Ph. +39 0543 723197 – Fax +39 0543 720413
Via Zampeschi 119 – 47122 Forlì (FC) – Italy
www.fiorini-industries.com