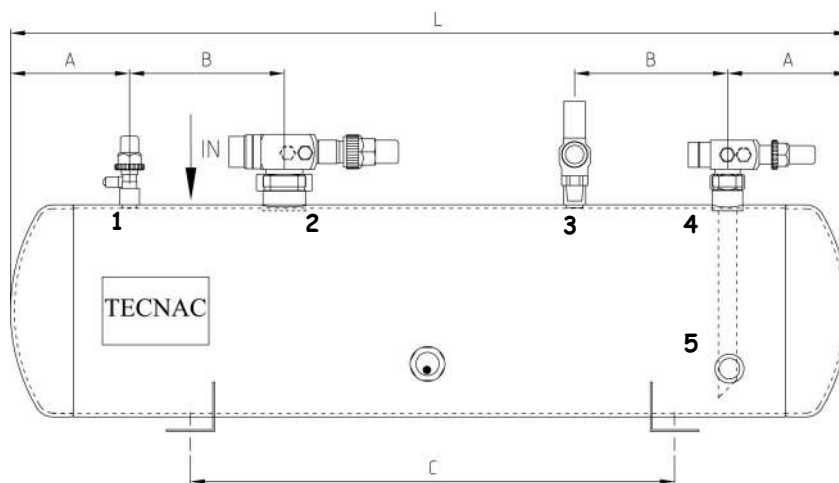
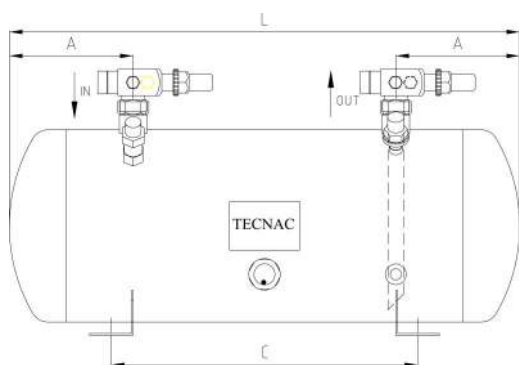




- 1.- SERVICE VALVE 1/4" / VÁLVULA DE SERVICIO 1/4"
- 2.- INLET VALVE / VÁLVULA DE ENTRADA
- 3.- SAFETY VALVE / VÁLVULA DE SEGURIDAD
- 4.- OUTLET VALVE / VÁLVULA DE SALIDA
- 5.- LEVEL ALARM 1/2" NPT / ALARMA NIVEL 1/2" NPT

(*) RH20:



For the models / Para los modelos:

RH-250, RH-350, RH500, RH-750, RH-1000, RH-1250, RH-1500 and RH-2000

Valves: 2 1/2", 3", 4" y 5"

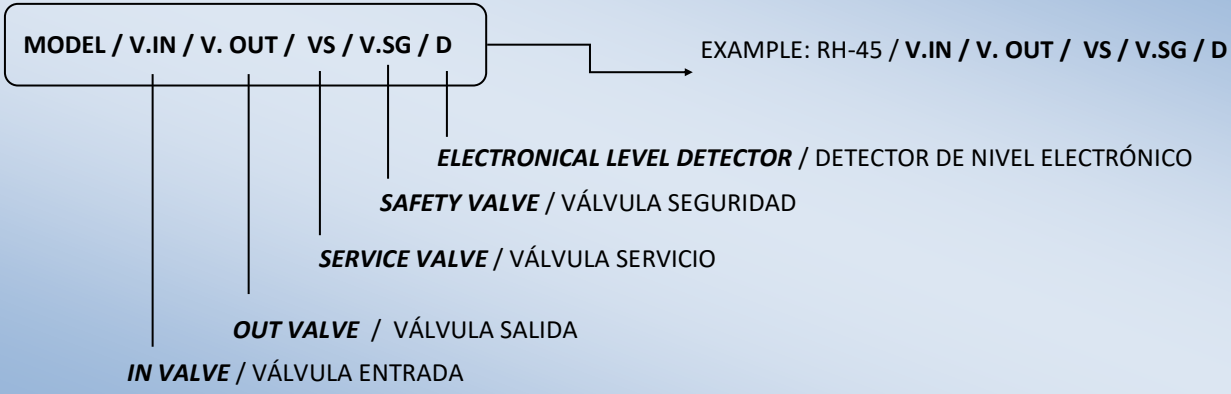
Válvulas: 2 1/2", 3", 4" y 5"



ORDER / PEDIDO

TO INCLUDE THE ACCESORIES, YOU MUST INDICATE IN YOUR ORDER:

PARA INCLUIR LOS ACCESORIOS, INDICAR EN EL PEDIDO:



ALL THE MODELS ARE PAINTED IN BLACK
TODOS LOS MODELOS SON PINTADOS EN NEGRO



HORIZONTAL RECEIVER / RECIPIENTE HORIZONTAL														
32 bar -20/100°C	Kg	Model Modelo	Code Código	V (L)	VALVES		SAFETY VALVE Válvula Seguridad	Sightglass Visor	DIMENSIONS DIMENSIONES (mm)					
					VÁLVULAS				Ø	L	A	B	C	T
					IN Entrada	OUT Salida								
CAT. II	6,5	RH-10-GB	86.001	10	7/8"	1" x 5/8" ODS	3/8"	-	159	580	128	-	400	80
	9	RH-15-GB	86.002	15	7/8"	1" x 5/8" ODS	3/8"	-	159	840	150	-	500	80
	13,5	RH-20-GB	86.003	20	7/8"	1" X 7/8" ODS	3/8"	-	159	1110	152	-	600	80
	13.7	RH-20	0.9016	20	1 1/4" x 7/8" ODS	1 1/4" x 7/8" ODS	3/8"	1	219,1	583	152	(*)	350	170
	21	RH-30	0.9001	30	1 3/4" x 1 1/8" ODS	1 1/4" x 7/8" ODS	3/8"	1	219,1	866	123	160	500	170
CAT. III	28.5	RH-45	0.9002	45	1 3/4" x 1 1/8" ODS	1 3/4" x 1 1/8" ODS	3/8"	1	219,1	1310	120	200	600	170
	39.5	RH-60	0.9003	60	1 3/4" x 1 3/8" ODS	1 3/4" x 1 1/8" ODS	3/8"	1	273	1142	141	200	600	220
	55	RH-90	0.9004	90	2 1/4" x 1 5/8" ODS	1 3/4" x 1 3/8" ODS	1/2"	1	273	1635	128	200	800	220
CAT. IV	70.4	RH-120	0.9005	120	2 1/4" x 2 1/8" ODS	2 1/4" x 1 5/8" ODS	2 x 1/2"	1	273	2140	215	400	1100	220
	96.4	RH-150	0.9012	150	2 1/4" x 2 1/8" ODS	2 1/4" x 1 5/8" ODS	2 x 1/2"	1	406.4	1330	170	200	800	350
	111.4	RH-180	0.9006	180	2 1/4" x 2 1/8" ODS	2 1/4" x 1 5/8" ODS	2 x 1/2"	1	406,4	1580	170	200	900	350
	152.8	RH-250	0.9013	250	2 1/2"	2 1/4" x 2 1/8" ODS	2 x 1/2"	1	406,4	2100	275	400	1100	350
	212.2	RH-350	0.9008	350	3"	2 1/2"	2 x 1/2"	1	406,4	2900	270	400	1500	350
	257.5	RH-500	0.9009	500	3"	2 1/2"	2 x 1/2"	1	610	1764	310	400	1100	450
	384	RH-750	0.9010	750	4"	3"	2 x 1/2"	1	610	2714	352	400	1700	450
	562.7	RH-1000	0.9011	1000	5"	4"	2 x 1/2"	1	813	2000	368	400	1000	840
	683	RH-1250	0.9007	1250	5"	4"	2 x 1/2"	1	813	2500	355	350	1500	840
	803	RH-1500	0.9014	1500	5"	4"	2 x 1/2"	1	813	3000	355	350	2000	840
	957.7	RH-2000	0.9015	2000	5"	4"	2 x 1/2"	1	914	3150	355	350	1513	940
1270	RH-2500	0.9029	2500	5"	4"	1"	1	914	4137	355	350	2500	940	

VALID FOR ALL THE REFRIGERANTS HFC: R22, R134a, R404A, R507,ETC

VÁLIDO PARA TODOS LOS REFRIGERANTES HFC: R22, R134a, R404A, R507,ETC

